

CARD CHOICES



i donut know




What I'd do without you

abcde
fghjk
lmnp
qrst
vwxyz

abcde
fghjk
lmnp
qrst
vwxyz

YOU STOLE



a piece of my heart

HAPPY VALENTINE'S DAY!



your message here

Supplies Provided

- 4 Valentine choices
- 2 pink paint brushes
- 1 blue paint brush
- Red paint
- White crayon
- Supplies will make 2 cards

You Will Need:

- Hole Punch
- Water



We'd love to see your finished project!

Send a photo to mfarmer@perry.lib.ia.us and we may share it on our Facebook album or at

www.perry.lib.ia.us!



Contact Us:

Mindy Farmer

Adult Services Librarian

515-465-3569

mfarmer@perry.lib.ia.us



February

ADULT


GRAB & GO CRAFT



Secret Message VALENTINES



TO REVEAL THE SECRET VALENTINE MESSAGE BELOW, DIP BRUSH IN WATER AND USE THE HEART TO PAINT BELOW THE IMAGE.



Instructions

Step 1:

Select your Valentine

Step 2:

Punch two holes about 2 inches apart on the left side of the front cover.



Step 3:

Insert pink paintbrush between two holes.



Step 4:

Use white crayon to write your message. If you use the Donut, ABCs, or Pizza cards, write the message included in the brochure.

If you use the blank card, add a personalized message using the white crayon.



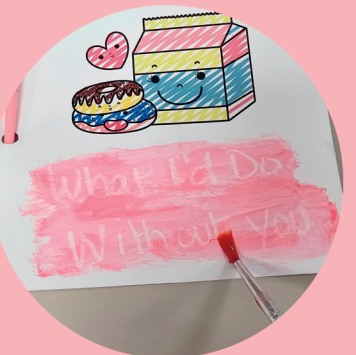
Step 5:

Use the blue paintbrush to paint red paint inside the heart in the card. Add a few layers of paint. Let the paint fully dry. Repeat for second card.



Step 6:

Once the paint is dry, give your Valentine to a loved one and have them reveal your secret message with the pink paintbrush and water!



Shh...It's a Secret

Secret message valentines are simple, but make a big impact!

Simply write your message in white crayon and then invite your valentine to "reveal" it with red watercolor paint.

Card Choices

You can choose what two cards you'd like to make from four choices.

1. Donut
2. ABCs
3. Pizza
4. Personalized Message

Want to Make More?

If you want to make additional Valentines, simply find additional paint brushes in any color and add them to the remaining cards

You can also use the same "secret" method on any premade Valentines or a handmade Valentine of your making.

